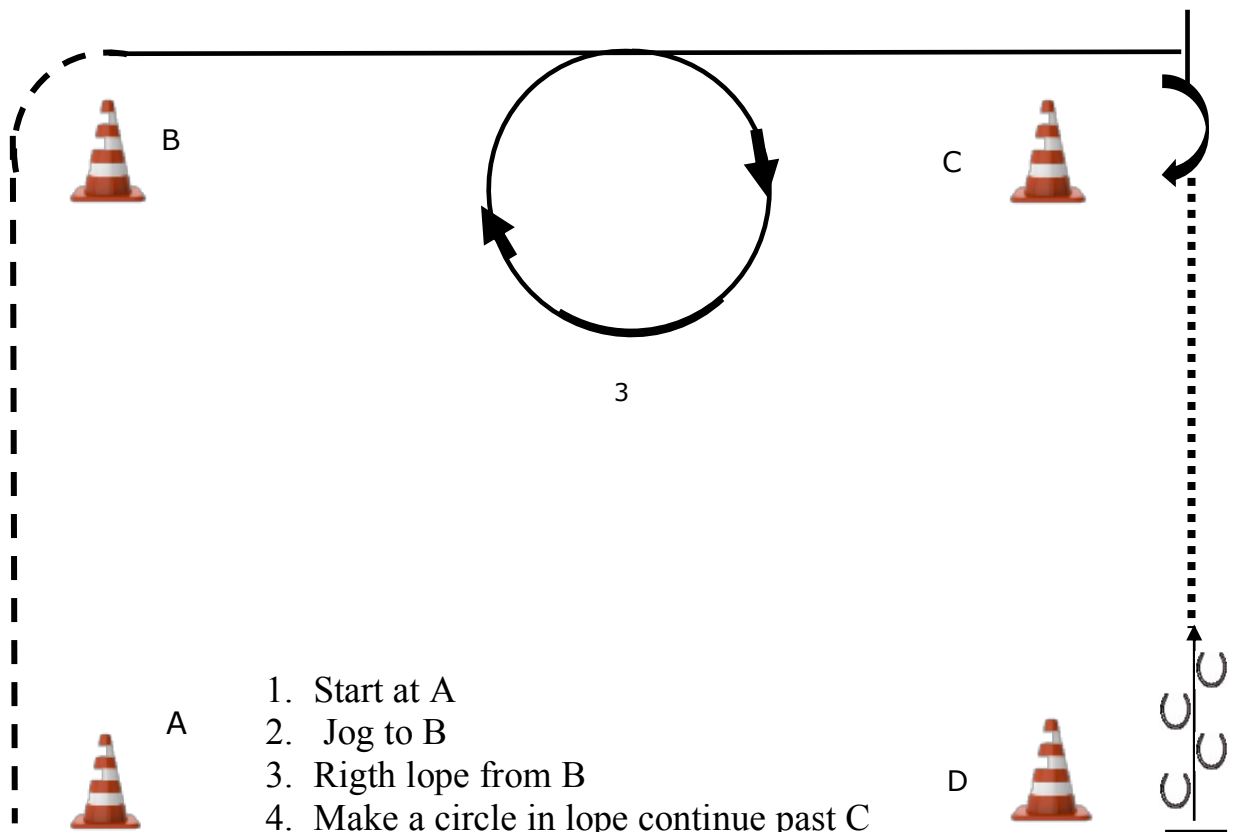




**Horsemanship Pattern – med lope**  
**Beginner, Novice horse og Youth**

\*\*\*\* PUBLIKUM \*\*\*\*



1. Start at A
2. Jog to B
3. Righth lope from B
4. Make a circle in lope continue past C stop
5. Make A 90 o turn to the right
6. Walk from C to D stop and Back up 4 steps.

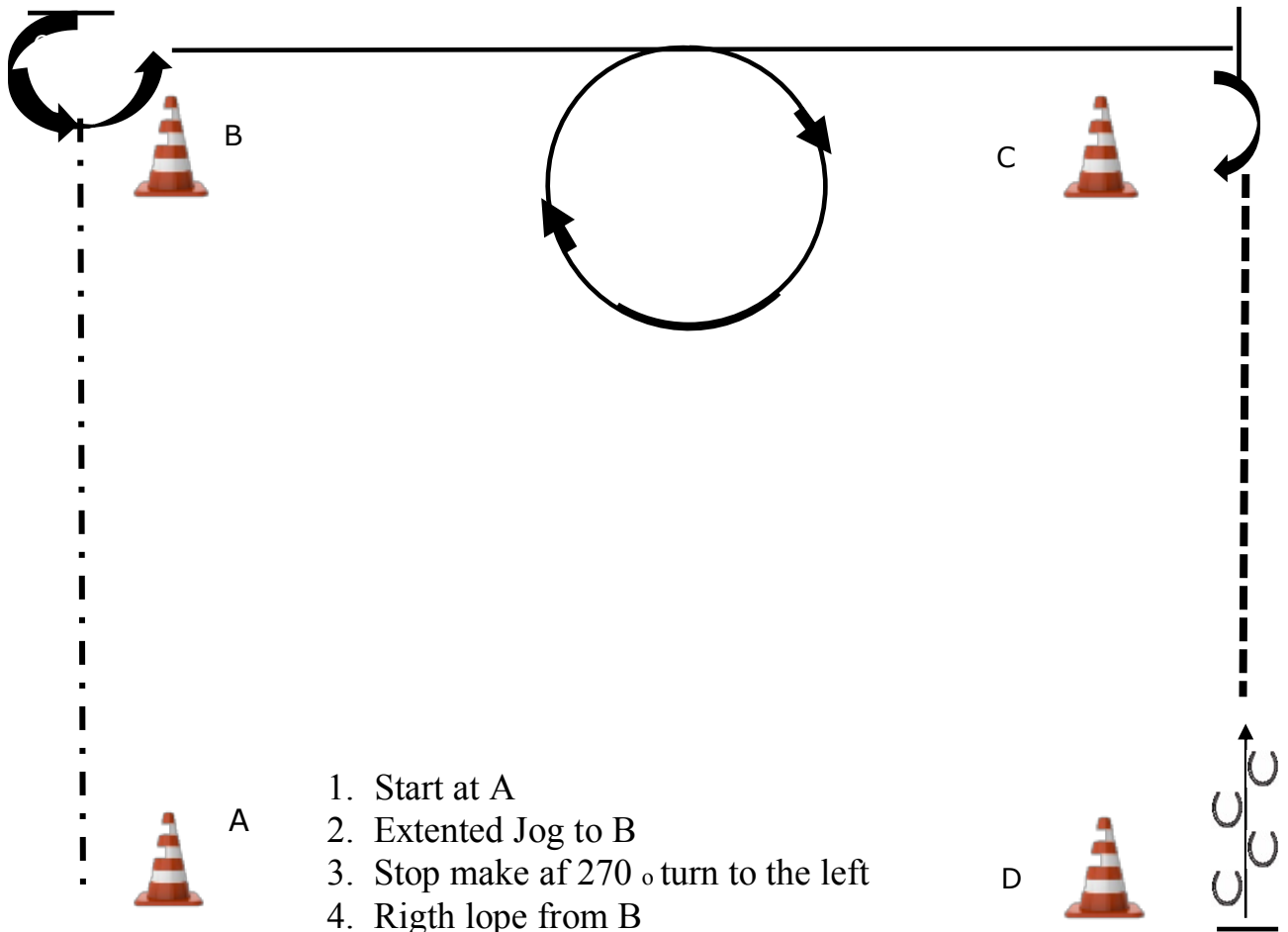
Walk .....  
Jog - - - -  
Extended jog \_ . \_ .  
Lope \_\_\_\_\_



, Horsemanship Pattern – med lope

Amateur og Open

\*\*\*\* PUBLIKUM \*\*\*\*



1. Start at A
2. Extended Jog to B
3. Stop make af 270 ° turn to the left
4. Righth lope from B
5. Make a circle in lope continue past C stop
7. Make A 90 ° turn to the right
8. Jog from C to D stop and Back up 4

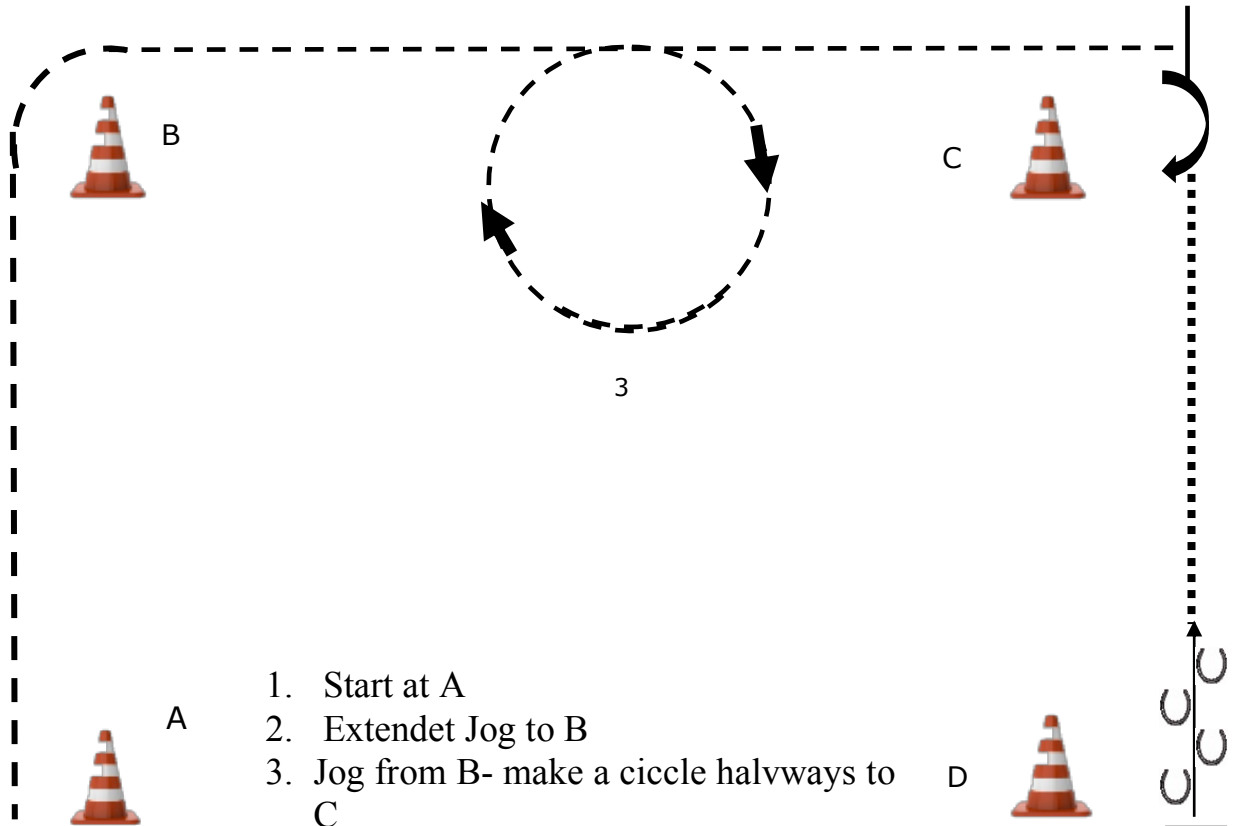
Walk .....  
Jog - - - -  
Extended jog \_ . \_ .  
Lope \_\_\_\_\_



**Horsemanship Pattern – Walk and trot**

**Beginner, Novice horse, Youth Amateur and open**

\*\*\*\* PUBLIKUM \*\*\*\*



1. Start at A
2. Extended Jog to B
3. Jog from B- make a cicle halfway to C
4. Stop make A 90 o turn to the right
5. Walk from C to D stop and Back up 4 steps.

Walk .....  
Jog - - - -  
Extended jog \_ . . . .  
Lope \_\_\_\_\_